


SOURCE INDUSTRIES (INDIA) LIMITED

Regd Office : D.No: 4-1-969/1-2, 3rd Floor, B. Shankarlal Building, Abids, Hyderabad-500001 INDIA.
Tel : 040 - 24761134, Fax : 040 - 23352185, E.mail : source.investors@gmail.com

Introductory sub-table (I)(a)			
Name of the Company: SOURCE INDUSTRIES (INDIA) LIMITED			
Scrip Code, Name of the scrip, class of security: EQUITY, 521036			
Quarter ended: 31.12.2013			
Partly paid-up shares:-	No. of partly paid-up shares	As a % of total no. of partly paid-up shares	As a % of total no. of shares of the company
Held by promoter/promoter group	0	0	0
Held by public		#DIV/0!	0
Total - D	0	#DIV/0!	0
Outstanding convertible securities:-	No. of outstanding securities	As a % of total no. of outstanding convertible securities	As a % of total no. of shares of the company, assuming full conversion of the convertible securities
Held by promoter/promoter group	0	0	0
Held by public		#DIV/0!	0
Total - E	0	#DIV/0!	0
Warrants:-	No. of warrants	As a % of total no. of warrants	As a % of total no. of shares of the company, assuming full conversion of warrants
Held by promoter/promoter group	0	0	0
Held by public		#DIV/0!	0
Total - F	0	#DIV/0!	0
Total paid-up capital of the company, assuming full conversion of warrants and convertible securities	11403110		100

For SOURCE INDUSTRIES (INDIA) LIMITED



Managing Director

SOURCE INDUSTRIES (INDIA) LIMITED

Regd Office : D.No: 4-1-969/1-2, 3rd Floor, B. Shankarjal Building, Abids, Hyderabad-500001 INDIA.
Tel : 040 - 24761134, Fax : 040 - 23352185, E.mail : source.investors@gmail.com

Statement Showing Shareholding Pattern

Category code	Category of Shareholder	Number of Shareholders	Table (I)(a)		Total shareholding as a percentage of total number of shares		Shares Pledged or otherwise encumbered	
			Total number of shares	Number of shares held in dematerialized form	As a percentage of (A+B) ¹	As a percentage of (A+B+C)	Number of shares	As a percentage
(I)	(II)	(III)	(IV)	(V)	(VI)	(VII)	(VIII)	X) = (VIII)/(IV)*100
(A)	Shareholding of Promoter and							
1	Indian							
(a)	Individuals/ Hindu Undivided Family	9	2066210	0	18.12	18.12	NIL	NIL
(b)	Central Government/ State Government(s)							
(c)	Bodies Corporate							
(d)	Financial Institutions/ Banks							
(e)	Any Others(Specify)							
(e-i)								
(e-ii)								
	Sub Total(A)(1)	9	2066210	0	18.12	18.12	0	0.00
2	Foreign							
a	Individuals (Non-Residents Individuals/ Foreign Individuals)				0.00	0.00		
b	Bodies Corporate				0.00	0.00		
c	Institutions				0.00	0.00		
d	Any Others(Specify)				0.00	0.00		
d-i					0.00	0.00		
d-ii					0.00	0.00		
	Sub Total(A)(2)	0	0	0	0.00	0.00	0	NIL
	Total Shareholding of Promoter	9	2066210	0	18.12	18.12	0	0.00
(B)	Public shareholding							
1	Institutions							
(a)	Mutual Funds/ UTI				0.00	0.00		
(b)	Financial Institutions / Banks				0.00	0.00		
(c)	Central Government/ State Government(s)				0.00	0.00		
(d)	Venture Capital Funds				0.00	0.00		
(e)	Insurance Companies				0.00	0.00		
(f)	Foreign Institutional Investors				0.00	0.00		

For SOURCE INDUSTRIES (INDIA) LIMITED


Managing Director


(g)	Foreign Venture Capital Investors				0.00	0.00		
(h)	Any Other (specify)				0.00	0.00		
(h-i)					0.00	0.00		
(h-ii)								
	Sub-Total (B)(1)	0	0	0	0.00	0.00		
B 2	Non-institutions							
(a)	Bodies Corporate	67	3090232	33532	27.10	27.10		
(b)	Individuals				0.00	0.00		
I	Individuals -i. Individual shareholders holding nominal share capital up to Rs 1 lakh	29242	3861318	329892	33.86	33.86		
II	ii. Individual shareholders holding nominal share capital in excess of Rs. 1 lakh.	24	2384200	1290825	20.91	20.91		
(c)	Any Other (specify)							
(c-i)	NRI	1	100	0	0.00	0.00		
(c-ii)	Clearing Member	3	1050	1050	0.01	0.01		
	Sub-Total (B)(2)	29337	9336900	1655299	81.88	81.88		
(B)	Total Public Shareholding (B)= (B)(1)+(B)(2)	29337	9336900	1655299	81.88	81.88		
	TOTAL (A)+(B)	29346	11403110	1655299	100.00	100.00		
(C)	Shares held by Custodians and against which Depository Receipts have been issued							
1	Promoter and Promoter Group					0.00		#DIV/0!
2	Public					0.00		
	Sub-Total (C)	0	0	0			0	0
	GRAND TOTAL (A)+(B)+(C)	29346	11403110	1655299	100.00	100.00	0	0.00

FOR SOURCE INDUSTRIES (INDIA) LIMITED

[Signature]
Managing Director

Sr.No	Notes
1	Foreign shares Holding 100
2	
3	
4	
5	
6	
7	
8	
9	

For SOURCE INDUSTRIES (INDIA) LIMITED



Managing Director

(1)(b) Statement showing holding of securities (including shares, warrants, convertible securities) of persons belonging to the category "Promoter and Promoter Group"												
Sr.	Name of the shareholder	Details of Shares held			Encumbered shares (*)			Details of warrants		Details of convertible securities		Total shares (including underlying shares assuming full conversion of warrants and convertible securities) as a % of diluted share capital
		Number of shares held	As a % of grand total (A)+(B)+(C)	No.	As a percentage (VI)=(V)/(III)*100	As a % of grand total (A)+(B)+(C) of sub-clause (I)(a)	Number of warrants held	As a % of total number of warrants of the same class	Number of convertible securities held	As a % of total number of convertible securities of the same class		
No.	(I)	(II)	(III)	(IV)	(V)	(VI)	(VII)	(VIII)	(IX)	(X)	(XI)	(XII)
1	LALIT KUMAR GUPTA	156100	1.37	Nil	Nil	Nil	Nil	Nil	Nil	Nil	Nil	1.37
2	RITESH KUMAR GUPTA	380310	3.34	Nil	Nil	Nil	Nil	Nil	Nil	Nil	Nil	3.34
3	LAKSHMI GUPTA	325300	2.85	Nil	Nil	Nil	Nil	Nil	Nil	Nil	Nil	2.85
4	AKSHAY KUMAR GUPTA	315400	2.77	Nil	Nil	Nil	Nil	Nil	Nil	Nil	Nil	2.77
5	ADARSH KUMAR GUPTA	309100	2.71	Nil	Nil	Nil	Nil	Nil	Nil	Nil	Nil	2.71
6	A Sai Krishna	90000	0.79	Nil	Nil	Nil	Nil	Nil	Nil	Nil	Nil	0.79
7	E Rama Rao	240000	2.10	Nil	Nil	Nil	Nil	Nil	Nil	Nil	Nil	2.10
8	K Vidya Sagar	150000	1.32	Nil	Nil	Nil	Nil	Nil	Nil	Nil	Nil	1.32
9	Y Srinivas	100000	0.88	Nil	Nil	Nil	Nil	Nil	Nil	Nil	Nil	0.88
	TOTAL	2066210	18.12	0	0.00	0.00	0	0	Nil	0	Nil	18.12

For SOURCE INDUSTRIES (INDIA) LIMITED


Managing Director

(D)(c)(i) Statement showing holding of securities (including shares, warrants, convertible securities) of persons belonging to the category "Public" and holding more than 1% of the total number of shares									
Sr. No.	Name of the shareholder	Number of shares held	Shares as a percentage of total number of shares {i.e., Grand Total (A)+(B)+(C) indicated in Statement at para (I)(a) above}	Details of warrants		Details of convertible securities		Total shares (including underlying shares assuming full conversion of warrants and convertible securities) as a % of diluted share capital	
				Number of warrants held	As a % total number of warrants of the same class	Number of convertible securities held	% w.r.t total number of convertible securities of the same class		
1	D V V PRASAD CHADALAWADA	246425	2.16	0	0	0	0	2.16	
2	LAKSHMI SATYASRI NEKKANTI	200000	1.75	0	0	0	0	1.75	
3	CHADALAWADA ANANDA SATYA KUMAR	199900	1.75	0	0	0	0	1.75	
4	N VERA VENKATA LAKSHMI	200000	1.75	0	0	0	0	1.75	
5	SATISH KUMAR TONDAPU	200000	1.75	0	0	0	0	1.99	
6	KISHORE D	227000	1.99	0	0	0	0	2.29	
7	JWALA PERSHAD GUPTA	261200	2.29	0	0	0	0	1.63	
8	LALITA GUPTA (S)	185500	1.63	0	0	0	0	1.60	
9	SAPNA GUPTA	182400	1.60	0	0	0	0	1.32	
10	SUNIL KUMAR GUPTA	150000	1.32	0	0	0	0	10.52	
11	Span Allied Industries Limited	1200000	10.52	0	0	0	0	10.35	
12	Sainaren Properties Private Limited	1180000	10.35	0	0	0	0	5.88	
13	PGC Hydro Power Private Limited	670000	5.88	0	0	0	0		
		5102425	44.75					44.75	

For SOURCE INDUSTRIES (INDIA) LIMITED


Managing Director

(D)(c)(ii) Statement showing holding of securities (including shares, warrants, convertible securities) of persons (together with PAC) belonging to the category "Public" and holding more than 5% of the total number of shares of the company									
Sr. No.	Name(s) of the shareholder(s) and the Persons Acting in Concert (PAC) with them	Number of shares	Shares as a percentage of total number of shares {i.e., Grand Total (A)+(B)+(C) indicated in Statement at para (D)(a) above}	Details of warrants		Details of convertible securities		Total shares (including underlying shares assuming full conversion of warrants and convertible securities) as a % of diluted share capital	
				Number of warrants	As a % total number of warrants of the same class	Number of convertible securities held	% w.r.t total number of convertible securities of the same class		
1	Span Allied Industries Limited	1200000	10.52	Nil	Nil	Nil	Nil	10.52	
2	Sainaren Properties Private Limited	1180000	10.35	Nil	Nil	Nil	Nil	10.35	
3	PGC Hydro Power Private Limited	670000	5.88	Nil	Nil	Nil	Nil	5.88	
TOTAL		3050000	26.75	0	0	0	0	26.75	

For SOURCE INDUSTRIES (INDIA) LIMITED



Managing Director

(D)(d) Statement showing details of locked-in shares			
Sr. No.	Name of the shareholder (Promoter & Person Acting in concert)	Number of locked- in shares	Locked-in shares as a percentage of total number of shares {i.e., Grand Total (A)+(B)+(C) indicated in Statement at para (I)(a) above}
Nil	Nil	Nil	Nil

FOR SOURCE INDUSTRIES (INDIA) LIMITED


Managing Director

(II)(a)	Statement showing details of Depository Receipts (DRs)			
Sr. No.	Type of outstanding DR (ADRs, GDRs, SDRs, etc.)	Number of outstanding DRs	Number of shares underlying outstanding DRs	Shares underlying outstanding DRs as a percentage of total number of shares i.e., Grand Total (A)+(B)+(C) indicated in Statement at para (I)(a) above}
1	NIL	NIL	NIL	NIL
2				
3				
4				
5				
6				
7				
8				
9				
TOTAL		0	0	0.00


For SOURCE INDUSTRIES (INDIA) LIMITED
Managing Director

(II)(b)	Statement showing holding of Depository Receipts (DRs), where underlying shares held by "promoter/promoter group" are in excess of 1% of the total number of shares			
Sr. No.	Name of the DR Holder	Type of outstanding DR (ADRs, GDRs, SDRs, etc.)	Number of shares underlying outstanding DRs	Shares underlying outstanding DRs as a percentage of total number of shares {i.e., Grand Total (A)+(B)+(C) indicated in Statement at para (I)(a) above}
1	NIL	NIL	NIL	NIL
TOTAL			0	0.00

Managing Director


FOR SOURCE INDUSTRIES LIMITED